

**ELECTION COMMISSIONERS ASSOCIATION OF THE STATE OF NEW YORK**  
102<sup>ND</sup> SUMMER CONFERENCE | LAKE PLACID, NY

---

**KATHLEEN HALE, JD, PHD**

PROFESSOR AND MPA PROGRAM DIRECTOR

DIRECTOR | GRADUATE PROGRAM IN ELECTION ADMINISTRATION

AUBURN UNIVERSITY



MASTER OF  
PUBLIC ADMINISTRATION





# DATA COLLECTION & MEASUREMENT

01 | ELECTION ADMINISTRATION IN THE US

02 | MEASURING ELECTIONS TODAY

03 | STATISTICS AND INSIGHTS

04 | PROFESSIONALIZATION AND THE ELECTION CENTER



# 01 | ELECTION ADMINISTRATION IN THE US

---

DIVERSE STRUCTURES

VARIED INSTITUTIONS

METHODS OF SELECTION

PARTIES MATTER



# DIFFERENCES ALL ACROSS THE US

---

## METHODS OF SELECTION

- State CEOs
- Local officials
- Role of political parties

## RESPONSIBILITIES OF LOCAL OFFICES

- Single function
- Multiple functions

## 02 | MEASURING ELECTIONS TODAY

---

MODERN AND RECENT APPROACHES  
PERILS, PITFALLS, PROMISES

# CURRENT MEASUREMENT PROJECTS

---

**A** | EA CHARACTERIZED BY STRONG SUBNATIONAL ADMINISTRATIVE COMPONENT

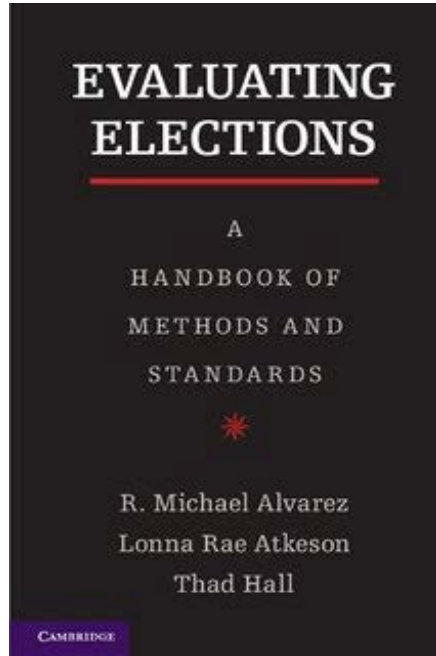
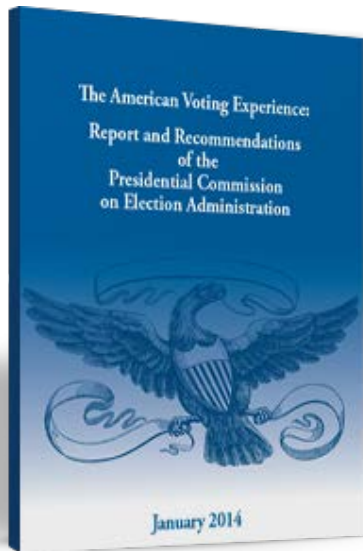

**B** | SIGNIFICANT EFFORTS AT MEASUREMENT

**C** | GROWING AREAS OF INTEREST (EAVS/EAC, EPI/PEW)

# MEASUREMENT ISSUES

---

1. Focus on outcomes and matters beyond control of administrators
2. Study measures that reflect policies decided by state legislatures
3. Based on the idea of a single unified national system



MASTER OF  
PUBLIC ADMINISTRATION





## 03 | STATISTICS AND INSIGHTS

---

PROVISIONAL AND MAIL BALLOTS  
CUSTOMER SERVICE  
2016 GENERAL ELECTION TURNOUT



# PROVISIONAL BALLOTS

2012 | 10,271



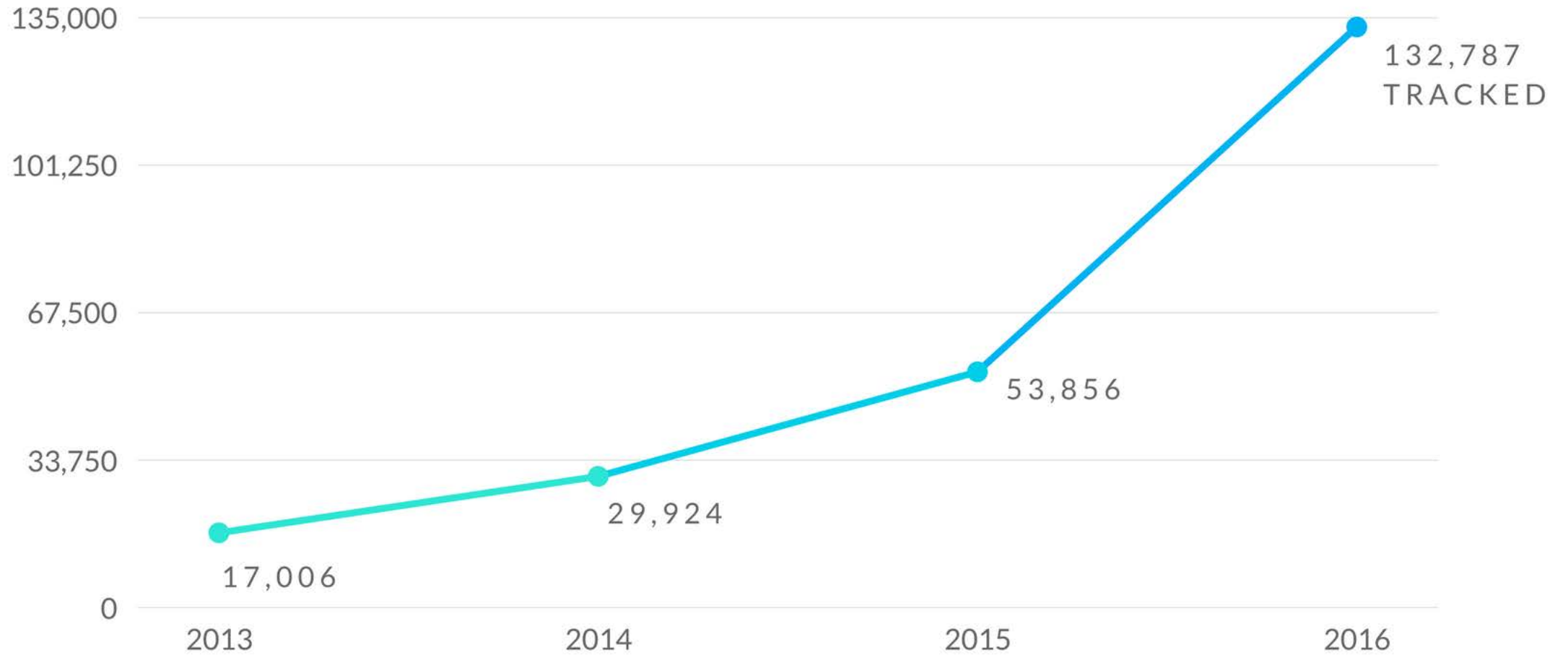
28

2016 | 340



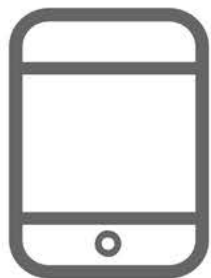
1,003

# HANDLING MAIL BALLOTS



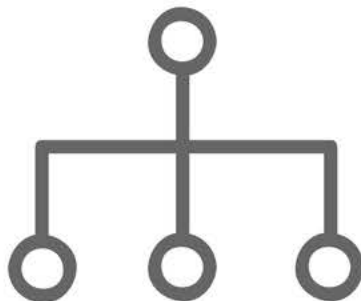
# 2016 GENERAL ELECTION | CUSTOMER SERVICE

---



**YEAR 2016**

Launch of Text/Auto Reply  
Mobile System



**16,013**

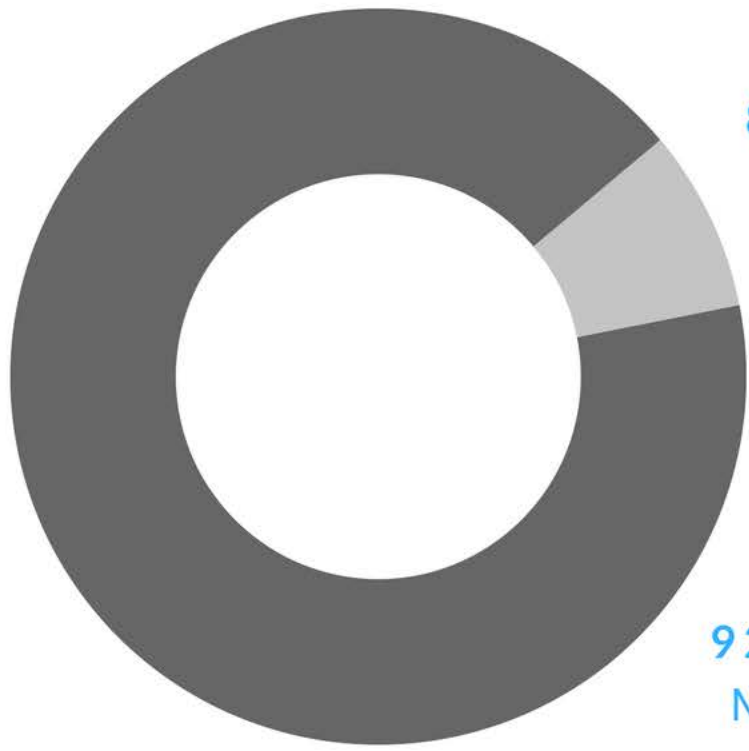
Total Contacts  
from Voters



**15,396**

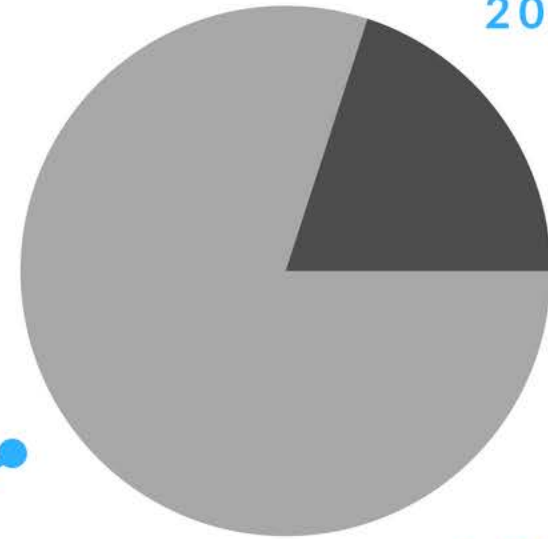
Resolved by  
Auto Responder

# MAIL-IN v. IN-PERSON



8% | VOTED IN PERSON

92% | VOTED A MAIL BALLOT

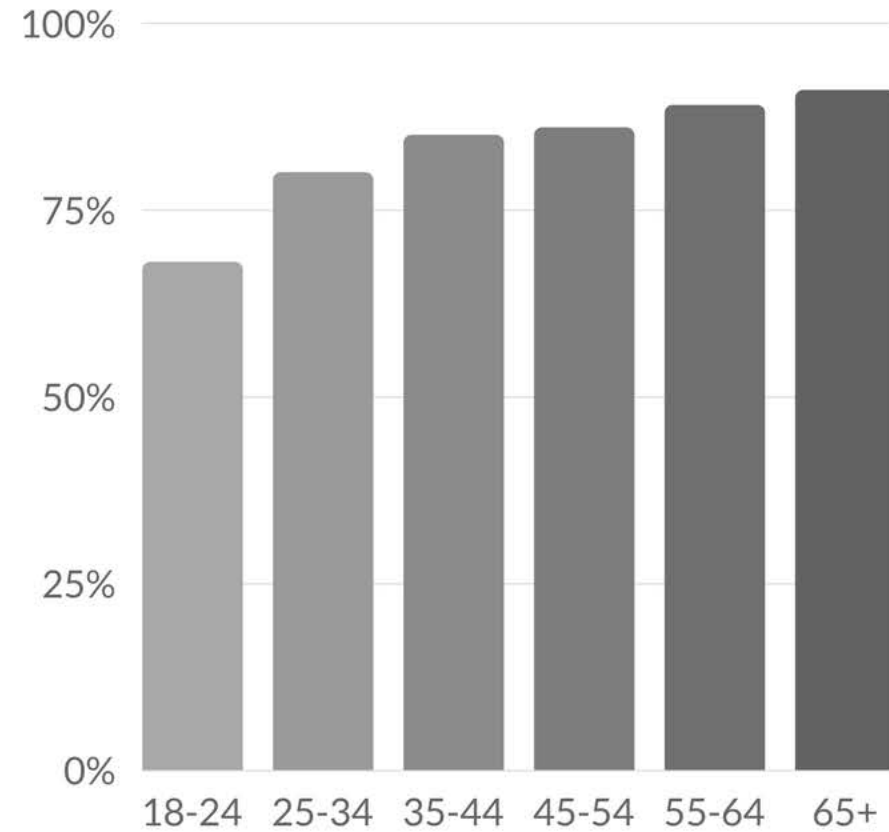


20% | MAILED IT BACK

80% | DROPPED IT OFF

# 2016 GENERAL ELECTION | TURNOUT

**83%**  
ACTIVE REGISTERED  
VOTERS



# OTHER EXAMPLES

---

## POLL WORKER STABILITY

- Who is most likely to show up (and not)

## LONG LINES, WAIT TIMES

- Inside the black box of the polling place

# PROCESS MAPPING

---

## PROFESSIONAL MEASUREMENT PROJECT

- Auburn University and The Election Center

## PRINCIPLES

- Administrator driven, researcher supported
- Use data to improve processes
- Understand what others are measuring
- Understand terminology – matching apples to apples

## RESULTS

- Process maps of mail ballot approaches across jurisdictions
- Benchmarking tools



# 04 | PROFESSIONALIZATION AND THE ELECTION CENTER

---

PROFESSIONAL EDUCATION PROGRAM

CERA/CERV/CEM

# THE ELECTION CENTER | PROFESSIONAL EDUCATION PROGRAM

---

Through its partnership with Auburn University, the Election Center provides 12 core courses through its Professional Education Program.

- 01 | Introduction to Election and Voter Registration Systems Administration
- 02 | Management & Leadership Concepts in Election and Voter Registration Administration
- 03 | Planning and Budgeting for Election and Voter Registration Administration
- 04 | Election and Voter Registration Information Management
- 05 | Ethics in Election and Voter Registration Administration
- 06 | Communications in Election and Voter Registration Administration



# THE ELECTION CENTER | PROFESSIONAL EDUCATION PROGRAM

---

- 07 | Facilitating Voter Participation
- 08 | Implementation of New Programs in Election and Voter Registration Administration
- 09 | Enfranchisement, Enhancement, & Enforcement Modern Federal Election Law & Regulation: 1965 to Present
- 10 | Constitutions, Courts & Cases: Early America to 1965 with focus on US and state constitutions
- 11 | History I – Ancients to 1781
- 12 | History II – 1781 to Modern Era

---

# CONTACT

**KATHLEEN HALE, JD, PHD**

8030 HALEY CENTER  
AUBURN UNIVERSITY, AL 36849  
halekat@auburn.edu

